



CB-40L Dining Bench Long

## Dining Bench by BassamFellows

*Contemporary*  
Italy

One of BassamFellows' most recognized and coveted items, the Daybed, includes a wider collection of bench options – height adjusted for different uses both for dining and lounging and without a reclining back support. The benches have the same solid wood frame construction with solid wood slats and 'achingly soft' leather cushions. Hand sewn from separate panels of leather, each cushion is padded with all-natural down filling for softness and edge-banded foam for sharpness.


CB-40 Dining Bench Petit  
CB-40L Dining Bench Long



## DINING BENCH


# COUP D'ETAT

---

DESCRIPTION	DIMENSIONS	WEIGHT	CODE
	W 64 1/2" D 17 1/4" H 17 3/4"	140.8 lbs	CB-40-A CB-40-O CB-40-W

---

**CB-40**  
Dining Bench Petit

	W 79 1/2" D 17 1/4" H 17 3/4"	151.8 lbs	CB-40L-A CB-40L-O CB-40L-W
---	-------------------------------------	-----------	----------------------------------

**CB-40L**  
Dining Bench Long

### WOOD TYPES:

Solid Ash (A)  
Solid Oak (O)  
Solid Walnut (W)

### WOOD FINISHES:

Ebonized black lacquer on Ash (EB) or bleached, white pigment, matte acrylic on Ash (BL). Raw effect lacquer on Oak (RE). Hand rubbed natural oil on Oak or Walnut (NA), or hand rubbed black oil on Walnut (BO).

### UPHOLSTERY:

Dual density foam with edge banding, topped with feather and down. Inverted seam detail.

### SEAT DECK:

Solid wood slats.

### LEATHER:


A - COL  
Coach  
Elegant  
**B**  
Comfort

## Wood


by BassamFellows



Walnut  
W-NA



Walnut Black Oil  
W-BO



Oak  
O-NA



Oak Raw Effect  
O-RE



White Ash  
A-BL



Ebonized Ash  
A-EB



Teak  
T-NA



Iroko  
I-NA




Sage Green Ash  
A-SG



Sun Yellow Ash  
A-SY




Horizon Blue Ash  
A-HB



Mesa Red Ash  
A-MR

## Coach by BassamFellows




00118 Milk




11073 Pale Gray




11049 Medium Gray




13048 Elephant



01061 Gray Beige




13072 Taupe




02119 Camel



33004 British Tan




93129 Dark Chocolate




93109 Topaz Brown




35126 Oxblood




17027 Cadet Blue




77127 Dark Navy



98015 Dark Green



91102 Anthracite



99999 Black

Coach is a chrome free, soft and pliable semi-aniline leather that offers outstanding comfort combined with excellent durability and is suitable for public environments.

Additional colors available. Minimum and upcharge may apply.

**Raw Material**  
Grain leather from  
Scandinavian cattle

**Finish**  
Semi-Aniline leather

**Price Grade**  
A

## Elegant

by BassamFellows



95947 Oxblood



11038 Platinum Gray




43024 Camel



43807 British Tan




48027 Olive




91059 Anthracite




93718 Dark Cognac



93957 Dark Brown



97026 Dark Navy



99001 Black

Elegant grain leather is aniline-dyed with a batique-effect that displays the natural character of the original Scandinavian cattle hide.

Additional colors available. Minimum and upcharge may apply.

**Raw Material**  
Grain leather from  
Scandinavian cattle

**Finish**  
Pure aniline leather

**Price Grade**  
A

## Comfort

by BassamFellows



02067 Beige




12114 Gray Beige



33286 Chestnut Brown




43632 Camel




91089 Anthracite



93287 Chocolate



97054 Navy



99991 Black

Like the name suggests, Comfort is a soft aniline leather that showcases a varied grain and the distinct features of the natural hide.

Additional colors available. Minimum and upcharge may apply.

**Raw Material**  
Grain leather from  
Scandinavian cattle

**Finish**  
Pure aniline leather

**Price Grade**  
B