

# Refractory



Shown in Clear Cast Glass Shade (Etched), Clear Lamp Base, and Natural Metal

## ESC.LMP.01

### Specifications

Dimensions	in	cm
Length	18.5	47
Width	8.25	21
Height	13.75	35

**Weight** 65 lbs

### Materials and Finishes

Metal in Natural, Otter, or Silver Dollar  
Other finishes available as custom .

Cast Glass available in Collection  
Glass Colors

### Lamping

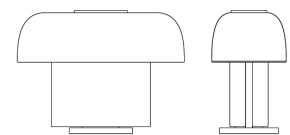
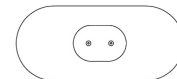

UL Listed, E12 Socket  
2700K  
40 W Equivalent Dimmable LED Bulbs

## Esca Lamp No. 1

### Cast Glass

Esca, derived from the Latin word for lure or bait, are the small luminescent organs at the tip of the dorsal ray of female anglerfish. This luminous anatomy acts as a lure to attract prey.

The Esca Lamp expresses this underwater glow either through cast glass or skimming across cast mineral, much like an ocean floor. The shade and base halves are available in either material (or both in the same), creating a broad palate for curation and light play.



Detail at right: Clear Cast Glass and Otter Metal (above)  
Suede Cast Glass Shade, Bluff Lamp Base Halves, and Otter Metal (below)