

Geometric

Geometric Chair

2017

Chairs



The Geometric Collection from BassamFellows celebrates the sublimity of pure geometry championed by the Wiener Werkstätte and the Bauhaus. The Geometric Chair elegantly combines a variety of materials in a single design. It features an ergonomically shaped seat carved from solid wood and a lightweight pellicle skin of Vienna caneing. The nanoceramic coated tubular steel is wrapped with natural grain leather for high touch comfort and to conceal all welds, joinery, and seams, forming a signature element that runs through the Geometric Collection. Leather wrapping also provides extra comfort and support by connecting the two structural elements of the chair's tubular steel back. The chair's seat cushion features knife edge construction and inverted seams.

CB-450 Geometric Chair

W 23 3/4", 60.3 cm
D 21 3/8", 54.3 cm
H 30 1/2", 77.5 cm
SH 18 1/2", 47 cm
AH 26 3/8", 66.9 cm

Wood:
Solid Ash
Solid Oak
Solid Walnut

Finish:
Ebonized black lacquer on Ash or bleached, white pigment, matte acrylic on Ash. Raw effect lacquer on Oak. Hand rubbed natural oil on Oak or Walnut, or hand rubbed black oil on Walnut.

Frame:
Satin nickel, satin brass, bronze, gunmetal, or custom metal nanoceramic coated tubular steel.

Seat:
Natural Vienna Cane with double layer and reinforcing mesh.

Upholstery:
Foam with inverted seam and knife edge with double topstitch.

Made in Italy


Wood

BassamFellows
Wood

Wood



Walnut
W-NA




Walnut Black Oil
W-BO



Oak
O-NA




Oak Raw Effect
O-RE



White Ash
A-BL



Ebonized Ash
A-EB



Teak
T-NA



Iroko
I-NA




Sage Green Ash
A-SG



Sun Yellow Ash
A-SY



Horizon Blue Ash
A-HB



Mesa Red Ash
A-MR

Metal

BassamFellows
Metal

Metal



Matte Black
BP



Satin Nickel
SN



Satin Brass
SB



Bronze
BZ



Gunmetal
GM

Nanoceramic coated steel is a more durable and environmentally improved alternative to traditional metal plating where nano particles of metal are mixed with resin and sprayed onto the metal surface versus being placed in a chemical bath.

Additional colors available. Minimum and upcharge may apply.

Matte Black

Powder coated steel

Satin Nickel

Nanoceramic coated steel

Satin Brass

Nanoceramic coated steel

Bronze

Nanoceramic coated steel

Gunmetal

Nanoceramic coated steel

Elegant

BassamFellows
Leather

Leather



95947 Oxblood



11038 Platinum
Gray



43024 Camel



43807 British Tan




48027 Olive




91059 Anthracite




93718 Dark Cognac



93957 Dark Brown



97026 Dark Navy



99001 Black

Elegant grain leather is aniline-dyed with a batique-effect that displays the natural character of the original Scandinavian cattle hide.

Additional colors available. Minimum and upcharge may apply.

Raw Material

Grain leather from
Scandinavian cattle

Thickness

1.0 – 1.2mm

Finish

Pure aniline leather

Lightfastness

3


Price Grade

A

Coach

Leather

BassamFellows
Leather



00118 Milk




11073 Pale Gray



11049 Medium Gray



13048 Elephant



01061 Gray Beige



13072 Taupe



02119 Camel




33004 British Tan



93129 Dark
Chocolate




93109 Topaz Brown




35126 Oxblood




17027 Cadet Blue



77127 Dark Navy



98015 Dark Green



91102 Anthracite



99999 Black

Coach is a chrome free, soft and pliable semi-aniline leather that offers outstanding comfort combined with excellent durability and is suitable for public environments.

Additional colors available. Minimum and upcharge may apply.

Raw Material

Grain leather from
Scandinavian cattle

Thickness

1.1 - 1.3mm

Finish

Semi-Aniline leather

Lightfastness

6

Price Grade

A