

**Geometric**  
Geometric Daybed  
2017

Daybeds and Benches



The Geometric Collection celebrates the sublimity of pure geometry championed by the Wiener Werkstätte and the Bauhaus. The Geometric Daybed's seat deck is comprised of a wood frame with pegged slats engineered to allow for variable flex. The tubular steel base creates a continuous arc that holds leather cushions made of dual-density foam for comfort and support. Leather-upholstered cushioning is precision-crafted to fit securely and snugly within the tubular steel armature. Tufted cushions feature cross-angle seams that radiate from the tuft to align with the posts of the tubular steel structure, a gesture that highlights the design's overall geometry, linking back to the importance of linearity and architectural draftsmanship inherent in BassamFellows' work.

**CB-457 Geometric Daybed**

W 82", 208.5 cm  
D 33 5/8", 88.5 cm  
SH 13 1/8", 33.4 cm

*Wood:*  
Solid Ash  
Solid Oak  
Solid Walnut

*Finish:*  
Ebonized black lacquer on Ash or bleached, white pigment, matte acrylic on Ash. Raw effect lacquer on Oak. Hand rubbed natural oil on Oak or Walnut, or hand rubbed black oil on Walnut.

*Base:*  
Satin nickel, satin brass, bronze, gunmetal, or custom metal nanoceramic coated tubular steel.

*Seat Deck:*  
Solid wood seat deck with pegged solid wood slats.

*Upholstery:*  
Foam with inverted seam and knife edge with double topstitch.

Made in Italy


# Wood

BassamFellows  
Wood

Wood



Walnut  
W-NA




Walnut Black Oil  
W-BO



Oak  
O-NA




Oak Raw Effect  
O-RE




White Ash  
A-BL



Ebonized Ash  
A-EB



Teak  
T-NA



Iroko  
I-NA




Sage Green Ash  
A-SG



Sun Yellow Ash  
A-SY



Horizon Blue Ash  
A-HB



Mesa Red Ash  
A-MR

# Metal

BassamFellows  
Metal

Metal



Matte Black  
BP



Satin Nickel  
SN



Satin Brass  
SB



Bronze  
BZ



Gunmetal  
GM

---

Nanoceramic coated steel is a more durable and environmentally improved alternative to traditional metal plating where nano particles of metal are mixed with resin and sprayed onto the metal surface versus being placed in a chemical bath.

Additional colors available. Minimum and upcharge may apply.

### Matte Black

Powder coated steel

### Satin Nickel

Nanoceramic coated steel

### Satin Brass

Nanoceramic coated steel

### Bronze

Nanoceramic coated steel

### Gunmetal

Nanoceramic coated steel

# Elegant

BassamFellows  
Leather

Leather



95947 Oxblood



11038 Platinum  
Gray



43024 Camel



43807 British Tan




48027 Olive




91059 Anthracite




93718 Dark Cognac



93957 Dark Brown



97026 Dark Navy



99001 Black

Elegant grain leather is aniline-dyed with a batique-effect that displays the natural character of the original Scandinavian cattle hide.

Additional colors available. Minimum and upcharge may apply.

#### Raw Material

Grain leather from  
Scandinavian cattle

#### Thickness

1.0 – 1.2mm

#### Finish

Pure aniline leather

#### Lightfastness

3


#### Price Grade

A

# Coach

Leather

BassamFellows  
Leather



00118 Milk




11073 Pale Gray



11049 Medium Gray



13048 Elephant



01061 Gray Beige



13072 Taupe



02119 Camel




33004 British Tan



93129 Dark  
Chocolate




93109 Topaz Brown




35126 Oxblood




17027 Cadet Blue



77127 Dark Navy



98015 Dark Green



91102 Anthracite



99999 Black

Coach is a chrome free, soft and pliable semi-aniline leather that offers outstanding comfort combined with excellent durability and is suitable for public environments.

Additional colors available. Minimum and upcharge may apply.

#### Raw Material

Grain leather from  
Scandinavian cattle

#### Thickness

1.1 - 1.3mm

#### Finish

Semi-Aniline leather

#### Lightfastness

6

#### Price Grade

A