



CB-393-90H Kant Counter Table in Walnut

Kant Tables

by BassamFellows

Contemporary

United States

The BassamFellows Kant Table was originally designed as a private commission for a home in New Canaan, CT. The client desired a substantial, modern looking table that would hold its own within an oversized dining room. The Kant Table is a natural companion for the Mantis Side Chairs as it offers a similar study in contrasts: strong and elegant, sharp and curved, solid and light. Due to the table's ambitious dimensions, the challenge was to create an elegant, visually light base that would provide structural support for a solid wood top. Borrowing from architectural principles, the resulting tabletop is supported by twin beams and angled legs bound by a V-shaped truss support. Marrying the elegant with the formidable, the Kant Table offers great versatility. Counter height versions of the Kant Table are also available.

CB-392 Kant Table - 6 Seater

CB-393 Kant Table - 6-8 Seater

CB-394 Kant Table - 8 Seater

CB-395 Kant Table - 10 Seater


CB-396 Kant Table - 12 Seater

CB-393-90H Kant Counter Table



KANT TABLES

COUP D'ETAT

DESCRIPTION	DIMENSIONS	WEIGHT	CODE
 <p>CB-392 Kant Table - 6 Seater</p>	<p>W 72" D 36" H 28 3/8" T 1 1/4"</p>	<p>375 lbs</p>	<p>CB-392-A CB-392-O CB-392-W</p>
 <p>CB-393 Kant Table - 6-8 Seater</p>	<p>W 84" D 36" H 28 3/8" T 1 1/4"</p>	<p>440 lbs</p>	<p>CB-393-A CB-393-O CB-393-W</p>
 <p>CB-394 Kant Table - 8 Seater</p>	<p>W 96" D 40" H 28 3/8" T 1 1/4"</p>	<p>465.2 lbs</p>	<p>CB-394-A CB-394-O CB-394-W</p>

WOOD TYPES:

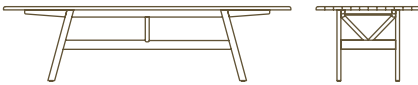
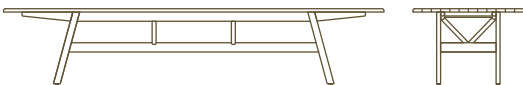

- Solid Ash (A)
- Solid Oak (O)
- Solid Walnut (W)

WOOD FINISHES:

Ebonized black lacquer on Ash (EB) or bleached, white pigment, matte acrylic on Ash (BL). Raw effect lacquer on Oak (RE). Hand rubbed penetrating polyurethane on Oak or Walnut (NA), or hand rubbed black oil on Walnut (BO).

KANT TABLES

COUP D'ETAT

DESCRIPTION	DIMENSIONS	WEIGHT	CODE
 <p>CB-395 Kant Table - 10 Seater</p>	<p>W 110 1/4" D 40" H 28 3/8" T 1 1/4"</p>	490.6	<p>CB-395-A CB-395-O CB-395-W</p>
 <p>CB-396 Kant Table - 12 Seater</p>	<p>W 144" D 42" H 28 3/8" T 1 1/4"</p>	650 lbs	<p>CB-396-A CB-396-O CB-396-W</p>
 <p>CB-393-90H Kant Counter Table</p>	<p>W 84" D 36" H 35 1/2" T 1 1/4"</p>	440 lbs	<p>CB-393-90H-A CB-393-90H-O CB-393-90H-W</p>

WOOD TYPES:

- Solid Ash (A)
- Solid Oak (O)
- Solid Walnut (W)

WOOD FINISHES:


Ebonized black lacquer on Ash (EB) or bleached, white pigment, matte acrylic on Ash (BL). Raw effect lacquer on Oak (RE). Hand rubbed penetrating polyurethane on Oak or Walnut (NA), or hand rubbed black oil on Walnut (BO).

Wood

by BassamFellows



Walnut
W-NA



Walnut Black Oil
W-BO



Oak
O-NA



Oak Raw Effect
O-RE



White Ash
A-BL



Ebonized Ash
A-EB



Teak
T-NA



Iroko
I-NA




Sage Green Ash
A-SG



Sun Yellow Ash
A-SY



Horizon Blue Ash
A-HB



Mesa Red Ash
A-MR