



# skram

COUPDETATSF.COM



## lineground 6-drawer vertical bureau

L23



The lineground 6-drawer vertical bureau feature solid timber construction, mortise-and-tenon joinery, and mitered corners with matched seams/waterfall edges. Graduated drawers in maple timber with cork-lined bottoms, soft-closing concealed runners, and low-profile tab pulls. Optionally, upper drawer(s) may be partitioned and leather-lined for storage of small, precious objects. Drawer faces are to match, with leather overlays, or opaque colors. Custom sizes, configurations, and materials are available. Residential or contract use.

# skram

---

**L23**    width 35 / 89cm    depth 18 / 46cm    height 55 / 140cm

---

## Timber

---



WA-N: White  
Ash, Natural



WA-G: White  
Ash, Grey




WA-E: White  
Ash, Ebonized



WA-WW: White  
Ash,  
Whitewashed



RWO-N: Rift  
White Oak,  
Natural



WAL: Walnut,  
Natural



matte  
opaque

matte opaque



custom

custom

---

## Metal

---

### Natural



SS4: Brushed  
Stainless Steel



GML: Gunmetal



DRB: Dark  
Rubbed Bronze



NRB: Natural  
Rubbed Bronze

# skram

---

## Metal

---

Matte Opaques



MOB: Matte  
Opaque Black


---

## Leather


---



CL-TN-H: Tan



CL-CNT-H:  
Chestnut



CL-BLK-H: Black