


# skram

COUPDETATSF.COM



## lineground community table

L70 / L71 / L72



Lineground community tables feature solid timber construction throughout, mortise-and-tenon joinery, and mitered corners with matched seams/waterfall edges. Options include: Stretcher location at floor level or beneath seat (concealed). Additionally, clients may select edge profile as square or reverse bullnose. Specify timber and size from the options below. The lineground bench is offered as a companion to the dining height version of this product. Connectivity and wire management options as well as custom sizes, configurations, and materials are available. Residential or contract use.

# skram

---

**L70**    width 72 / 183cm    depth 36 / 91cm    height 29 / 74cm

---

**L71**    width 84 / 213cm    depth 36 / 91cm    height 29 / 74cm


---

**L72**    width 99 / 251cm    depth 36 / 91cm    height 29 / 74cm


---

## Timber

---




WA-N: White  
Ash, Natural




WA-G: White  
Ash, Grey



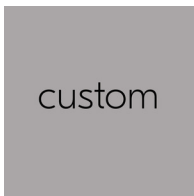
WA-E: White  
Ash, Ebonized



WA-WW: White  
Ash,  
Whitewashed



WAL: Walnut,  
Natural



custom