

skram

COUPDETATSF.COM



lineground tall mirror

L80 / L81



The lineground tall mirror features solid timber construction, mortise-and-tenon joinery, and mitered corners. This product is 6" deep and intended to be placed against wall surface at 4 degree angle. Square or reverse bullnose edge profiles may be specified for this product. Anti-skid strips at floor are pre-installed and an optional attachment bracket for securing to wall is included. Custom sizes, configurations, and materials are available. Residential or contract use.

skram


L80 width 18 / 46cm depth 6 / 15cm height 78 / 198cm

L81 width 18 / 46cm depth 6 / 15cm height 92 / 234cm


Timber




WA-N: White
Ash, Natural




WA-G: White
Ash, Grey




WA-E: White
Ash, Ebonized



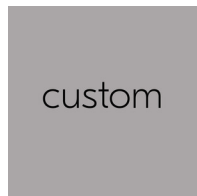
WA-WW: White
Ash,
Whitewashed



RWO-N: Rift
White Oak,
Natural



WAL: Walnut,
Natural



custom