



Petal Chair by BassamFellows

Contemporary
Italy

The BassamFellows Petal Chair is the most advanced 3D molded wood veneer chair ever put into commercial production. It takes some of its inspiration from Saarinen's Tulip chair, and also offers a dialogue with the history of the Charles and Ray Eames experiments. The super-shaped wood mimics the unfolding of flower petals, creating a comfortable ergonomic form. The back is wider at its top to provide support, while rolled waterfalls of shaped wood soften the edges. Petal's appeal is accentuated by the visual grain of the wood, which resembles the fine detail on a flower – the lines emanating outwards in the direction of a bloom.

CB-29M Petal Armless Chair Metal Base

CB-290M Petal Armchair Metal Base

CB-29 Petal Armless Chair

CB-290 Petal Armchair

CB-29SL Petal Armless Chair Sled Base



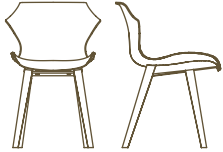
PETAL CHAIR

COUP D'ETAT

DESCRIPTION

DIMENSIONS

CODE

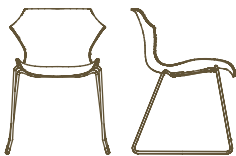


W 19 3/4"
D 21 5/8"
H 30 3/8"
SH 18 1/4"

CB-29-O
CB-29-W

CB-29

Petal Armless Chair



W 23 7/8"
D 21 5/8"
H 30 3/8"
SH 18 1/4"
AH 24 7/8"

CB-29SL-O
CB-29SL-W

CB-29SL

Petal Armless Chair Sled Base



W 19 3/4"
D 21 5/8"
H 30 3/8"
SH 18 1/4"

CB-29M-O
CB-29M-W

CB-29M

Petal Armless Chair Metal Base

WOOD TYPES:

3D Oak Veneer (O)
3D Walnut Veneer (W)

WOOD SHELL FINISHES:

Ebonized black lacquer on Oak (EB). Raw effect lacquer on Oak (RE). Natural lacquer on Oak or Walnut (NC).

BASE FINISHES:

Solid Oak (O) or Solid Walnut (W). Base matches shell wood type and finish.

Tubular steel 4-leg base (19mm) with smoke powder coat finish (SP).

Stacking sled base in solid steel rod (12mm) with smoke powder coat finish (SP).

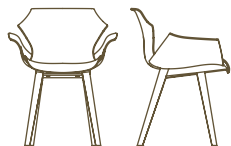
PETAL CHAIR

COUP D'ETAT

DESCRIPTION

DIMENSIONS

CODE



W 23 7/8"
D 21 5/8"
H 30 3/8"
SH 18 1/4"
AH 24 7/8"

CB-290-O
CB-290-W

CB-290

Petal Armchair



W 23 7/8"
D 21 5/8"
H 30 3/8"
SH 18 1/4"
AH 24 7/8"

CB-290M-O
CB-290M-W

CB-290M

Petal Armchair Metal Base

WOOD TYPES:

3D Oak Veneer (**O**)
3D Walnut Veneer (**W**)

WOOD SHELL FINISHES:

Ebonized black lacquer on Oak (**EB**). Raw effect lacquer on Oak (**RE**). Natural lacquer on Oak or Walnut (**NC**).

BASE FINISHES:

Solid Oak (**O**) or Solid Walnut (**W**). Base matches shell wood type and finish.


Tubular steel 4-leg base (19mm) with smoke powder coat finish (**SP**).

Wood

by BassamFellows




Walnut
W-NA




Walnut Black Oil
W-BO



Oak
O-NA



Oak Raw Effect
O-RE



White Ash
A-BL



Ebonized Ash
A-EB



Teak
T-NA



Iroko
I-NA




Sage Green Ash
A-SG



Sun Yellow Ash
A-SY



Horizon Blue Ash
A-HB



Mesa Red Ash
A-MR

Metal

by BassamFellows



Matte Black
BP



Satin Nickel
SN



Satin Brass
SB



Bronze
BZ



Gunmetal
GM



Oxidized Brass
BR



Stainless Steel
SS

Nanoceramic coated steel is a more durable and environmentally improved alternative to traditional metal plating where nano particles of metal are mixed with resin and sprayed onto the metal surface versus being placed in a chemical bath.

Additional colors available. Minimum and upcharge may apply.

Matte Black
Powder coated steel

Satin Nickel
Nanoceramic coated steel

Satin Brass
Nanoceramic coated steel

Bronze
Nanoceramic coated steel

Gunmetal
Nanoceramic coated steel

Oxidized Brass
Hand brushed solid brass

Stainless Steel
Hand brushed stainless steel