









Petra II Linear
by Christopher Boots


Contemporary
Australia


PETRA (from the Greek Πέτρα, meaning stone) celebrates the subtleties and complexities of quartz. Quartz was highly revered by the ancients who believed that it was eternally frozen ice, miraculous because it was divinely forged. Prized for its mythic origin, its strength and its lustre, quartz has long been used to articulate sacred objects.

Every PETRA embodies an individual stone biography, the resonance of formation made visible by individual colouration, translucency and veiny detail. PETRA amplifies the mythical and geological properties of quartz, merging fire and ice in stone.

LC-CBOOTS-PET.2.900
LC-CBOOTS-PET.2.1200
LC-CBOOTS-PET.2.1500
LC-CBOOTS-PET.2.1800
LC-CBOOTS-PET.2.2100
LC-CBOOTS-PET.2.2400

DESCRIPTION	DIMENSIONS	WEIGHT	CANOPY	LUMENS/ WATTS	INCLUSIONS
  LC-CBOOTS-PET.2.900	35.4" W 8.7" D 8.7" H	68.3 lbs (Approx.) *Exclude canopy	Round Flush Medium Round Flush Large Round Surface Medium Round Surface Large Linear Flush Mount Linear Surface Mount	1236 LM 15W	16 Quartz Crystal Slices 60W Driver Dimming Module
  LC-CBOOTS-PET.2.1200	47.2" W 8.7" D 8.7" H	85 lbs (Approx.) *Exclude canopy	Round Flush Medium Round Flush Large Round Surface Medium Round Surface Large Linear Flush Mount Linear Surface Mount	1700 LM 21W	20 Quartz Crystal Slices 60W Driver Dimming Module
  LC-CBOOTS-PET.2.1500	59.1" W 8.7" D 8.7" H	102.5 lbs (Approx.) *Exclude canopy	Round Flush Medium Round Flush Large Round Surface Medium Round Surface Large Linear Flush Mount Linear Surface Mount	2163 LM 27W	24 Quartz Crystal Slices 60W Driver Dimming Module
  LC-CBOOTS-PET.2.1800	70.9" W 8.7" D 8.7" H	102.2 lbs (Approx.) *Exclude canopy	Round Flush Medium Round Flush Large Round Surface Medium Round Surface Large Linear Flush Mount Linear Surface Mount	2627 LM 33W	28 Quartz Crystal Slices 60W Driver Dimming Module

DESCRIPTION	DIMENSIONS	WEIGHT	CANOPY	LUMENS WATTS	INCLUSIONS
	82.7" W 8.7" D 8.7" H	137.3 lbs (Approx.)	Round Flush Medium Round Flush Large Round Surface Medium Round Surface Large Linear Flush Mount Linear Surface Mount	3090 LM 38W	32 Quartz Crystal Slices 60W Driver Dimming Module
LC-CBOOTS-PET.2.2100					

	94.5" W 8.7" D 8.7" H	154.8 lbs (Approx.)	Round Flush Medium Round Flush Large Round Surface Medium Round Surface Large Linear Flush Mount Linear Surface Mount	3708 LM 44W	36 Quartz Crystal Slices 60W Driver Dimming Module
LC-CBOOTS-PET.2.2400					

FINISHES:	QUARTZ:	SUSPENSION:	LAMPING:	ADDITIONAL:
Aged Brass	Clear Quartz Rose Quartz Smoky Quartz	Vertical Rod	24V LED 2700K *0 - 10 V Dimming	<p>Petra II Linear is a solid fixture that will require very little maintenance over the years.</p> <p>If your Petra II Linear Sconce is treated with care, it will shine brightly for many years to come.</p> <p>Quartz is a mineral formed by the Earth. Each crystal piece will be unique due to natural variation of size, shape, colour and clarity.</p>