



Shown: Large Ellipse

Rib Flush Mount

by Konekt

Contemporary

Italy

The Rib Flush Mount is available in two shapes and three sizes. Each glass pendant is blown in Italy and delicately framed by thin brass ribs. A cylindrical brass finial, with optional hand-wrapped leather or suede, elongates the pendant and adds a finishing touch of refinement.

The collection continues Konekt's exploration of opposing characteristics — finding contrast and balance between strength and fragility, soft curves and sharp lines, adornment and moderation.

Dimensions:

Small Sphere: 8" L x 8" W x 9.75" H

Small Ellipse: 10.25" L x 10.25" W x 7.75" H

Large Ellipse: 15.25" L x 15.25" W x 11.25" H


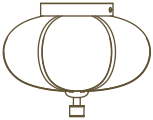
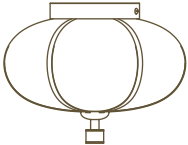
Materials: Glass, Brass and Optional Leather or Suede.

UL listed.

RIB FLUSH MOUNT

COUP D'ETAT



DESCRIPTION	DIMENSIONS	LAMPING	INCLUSIONS
 <p>Small Sphere</p>	8" L x 8" W x 9.75" H	E12 120V 60W	3W dimmable LED bulb included 120V; 180 lumens; 2700k
 <p>Small Ellipse</p>	10.25" L x 10.25" W x 7.75" H	E12 120V 60W	3W dimmable LED bulb included 120V; 180 lumens; 2700k
 <p>Large Ellipse</p>	15.25" L x 15.25" W x 11.25" H	E26 120V 60W	3W dimmable LED bulb included 120V; 210 lumens; 2200k

METAL:

Satin Brass
 Antique Brass
 Oil-rubbed Bronze
 Satin Black
 Satin Nickel
 Antique Nickel
 Polished Nickel

LEATHER:

Maroon
 Tan
 Cream
 Fumo
 Mocha
 Dark Olive

SUEDE:

Walnut
 Beige
 Pearl

ADDITIONAL:

UL listed.

Metal Finish Options for Rib Collection
by Konekt



Satin Brass



Antique Brass



Oil-Rubbed Bronze



Satin Black



Satin Nickel



Antique Nickel



Polished Nickel

Suede & Leather Options for Rib Collection


by Konekt



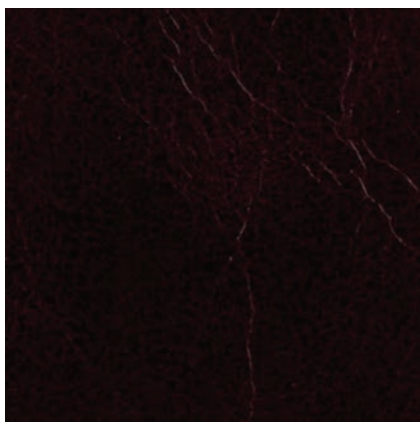
Beige *Suede*



Pearl *Suede*



Walnut *Suede*




Maroon *Leather (distressed)*




Mocha *Leather*




Dark Olive *Leather*



Fumo *Leather*



Tan *Leather*



Cream *Leather*