



CB-282 Spindle Low Back Bar Stool in White Ash

Spindle Low Back Bar Stool

by BassamFellows

Contemporary

Italy

The Spindle Chair was inspired by a visit to Louis Kahn's Exeter Library. Designer Craig Bassam's imagination was ignited when he noticed the traditional utilitarian chair juxtaposed against the powerful geometry of Kahn's building. Seduced by its elemental simplicity, Bassam wanted to offer a new take on the classic piece, a descendent of the classic English Windsor Chair. One first notices its weightless quality, which Bassam achieved by using metal for the chair's legs and spindles, giving the illusion of two floating surfaces. A counterpoint to the metal spindles is the chair's timber elements, including an ultra-comfortable ergonomic seat carved from solid wood.

CB-282 Spindle Low Back Counter Stool

CB-283 Spindle Low Back Bar Stool

CB-284 Spindle Counter Chair

CB-285 Spindle Bar Chair



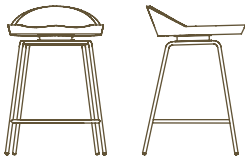
SPINDLE STOOLS

COUP D'ETAT

DESCRIPTION

DIMENSIONS

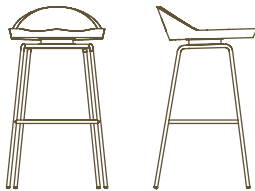
CODE



W 19"
D 19 1/2"
H 28 3/8"
SH 24 1/4"

CB-282-A
CB-282-A-NANO
CB-282-O
CB-282-O-NANO
CB-282-W
CB-282-W-NANO


CB-282
Spindle Low Back Counter Stool



W 19"
D 19 1/2"
H 34 1/8"
SH 30"

CB-283-A
CB-283-A-NANO
CB-283-O
CB-283-O-NANO
CB-283-W
CB-283-W-NANO


CB-283
Spindle Low Back Bar Stool



W 22 1/4"
D 21 3/8"
H 35 3/8"
SH 24 1/4"
AH 31 1/4"

CB-284-A
CB-284-A-NANO
CB-284-O
CB-284-ONANO
CB-284-W
CB-284-W-NANO

CB-284
Spindle Counter Chair



W 22 1/4"
D 21 3/8"
H 41 1/8"
SH 30"
AH 37 1/2"

CB-285-A
CB-285-A-NANO
CB-285-O
CB-285-ONANO
CB-285-W
CB-285-W-NANO

CB-285
Spindle Bar Chair

WOOD TYPES:

Solid Ash (A)
Solid Oak (O)
Solid Walnut (W)

WOOD FINISHES:


Ebonized black lacquer on Ash (EB) or bleached, white pigment, matte acrylic on Ash (BL). Raw effect lacquer on Oak (RE). Hand rubbed natural oil on Oak or Walnut (NA), or hand rubbed black oil on Walnut (BO).

METAL FINISHES:


Solid steel with black powder coat finish (BP), or satin nickel (SN), satin brass (SB), bronze (BZ), gunmetal (GM), or custom metal (CM) nanoceramic coated solid steel, all with return swivel.

Wood

by BassamFellows



Walnut
W-NA



Walnut Black Oil
W-BO



Oak
O-NA



Oak Raw Effect
O-RE



White Ash
A-BL



Ebonized Ash
A-EB



Teak
T-NA



Iroko
I-NA




Sage Green Ash
A-SG



Sun Yellow Ash
A-SY



Horizon Blue Ash
A-HB



Mesa Red Ash
A-MR

Metal

by BassamFellows



Matte Black
BP



Satin Nickel
SN



Satin Brass
SB



Bronze
BZ



Gunmetal
GM



Oxidized Brass
BR



Stainless Steel
SS

Nanoceramic coated steel is a more durable and environmentally improved alternative to traditional metal plating where nano particles of metal are mixed with resin and sprayed onto the metal surface versus being placed in a chemical bath .

Additional colors available. Minimum and upcharge may apply.

Matte Black
Powder coated steel

Satin Nickel
Nanoceramic coated steel

Satin Brass
Nanoceramic coated steel

Bronze
Nanoceramic coated steel

Gunmetal
Nanoceramic coated steel

Oxidized Brass
Hand brushed solid brass

Stainless Steel
Hand brushed stainless steel