



CB-32L Wall Double Drawer Long in Walnut

Wall Drawers by BassamFellows

Contemporary
Italy





Drawing inspiration from minimalist artist Donald Judd, who repeatedly explored the pure geometry of multiplying boxes in his work, the design of the Wall Drawer attempts to transform a simple wooden box into something sublime. Like the artist's work, each wall drawer emanates a rigorous, sculptural power. Drawer fronts are constructed entirely of solid wood planks while the drawer box is fully finished on all sides in wood veneer, lending a sense of pure symmetry. Minimal details such as a carved, integral drawer pull and soft-close interior hardware add luxury while maximizing functionality. The Wall Drawer Collection is incredibly flexible. They can be added to a bedroom or living room to deconstruct the traditional bureau. They also double as lightweight floating bedside tables. In the dining room, media room, or conference room, the drawers can be hung horizontally to create long lengths of storage – a lighter alternative to a traditional credenza.

- CB-32 Wall Drawer Single
- CB-32D Wall Drawer Single Drop Front
- CB-32L Wall Drawer Double
- CB-32DL Wall Drawer Double Drop Front
- CB-32S Wall Drawer Single Slim
- CB-32SL Wall Drawer Double Slim



WALL DRAWERS

COUP D'ETAT

DESCRIPTION	DIMENSIONS	WEIGHT	CODE
 CB-32 Wall Drawer Single	W 22" D 19" H 8 1/4"	76 lbs	CB-32-A
			CB-32-O
			CB-32-W
			CB-32D-A
			CB-32D-O
CB-32D Wall Drawer Single Drop Front			CB-32D-W
 CB-32L Wall Drawer Double	W 44 1/8" D 19" H 8 1/4"	180 lbs	CB-32L-A
			CB-32L-O
			CB-32L-W
			CB-32DL-A
			CB-32DL-O
CB-32DL Wall Drawer Double Drop Front			CB-32DL-W
 CB-32S Wall Drawer Single Slim	W 22" D 19" H 4 1/2"	81.4 lbs	CB-32S-A
			CB-32S-O
			CB-32S-W
 CB-32SL Wall Drawer Double Slim	W 44 1/8" D 19" H 4 1/2"	110 lbs	CB-32SL-A
			CB-32SL-O
			CB-32SL-W

WOOD TYPES:

Solid Ash (A)
 Solid Oak (O)
 Solid Walnut (W)

WOOD FINISHES:

Ebonized black lacquer on Ash (EB)
 bleached, white pigment, matte acrylic on
 Ash (BL), Mesa Red aniline dye on Ash
 (MR), Horizon Blue aniline dye on Ash
 (HB), Sun Yellow aniline dye on Ash (SY),
 Sage Green aniline dye on Ash (SG), or
 custom color aniline dye on Ash (CC).
 Raw effect lacquer on Oak (RE).

Hand rubbed natural oil on Oak or
 Walnut (NA), or hand rubbed black oil
 on Walnut (BO).

CONSTRUCTION:


Solid wood drawer fronts with veneered
 wood box.

Wood

by BassamFellows



Walnut
W-NA



Walnut Black Oil
W-BO



Oak
O-NA



Oak Raw Effect
O-RE




White Ash
A-BL



Ebonized Ash
A-EB



Teak
T-NA



Iroko
I-NA




Sage Green Ash
A-SG



Sun Yellow Ash
A-SY



Horizon Blue Ash
A-HB



Mesa Red Ash
A-MR