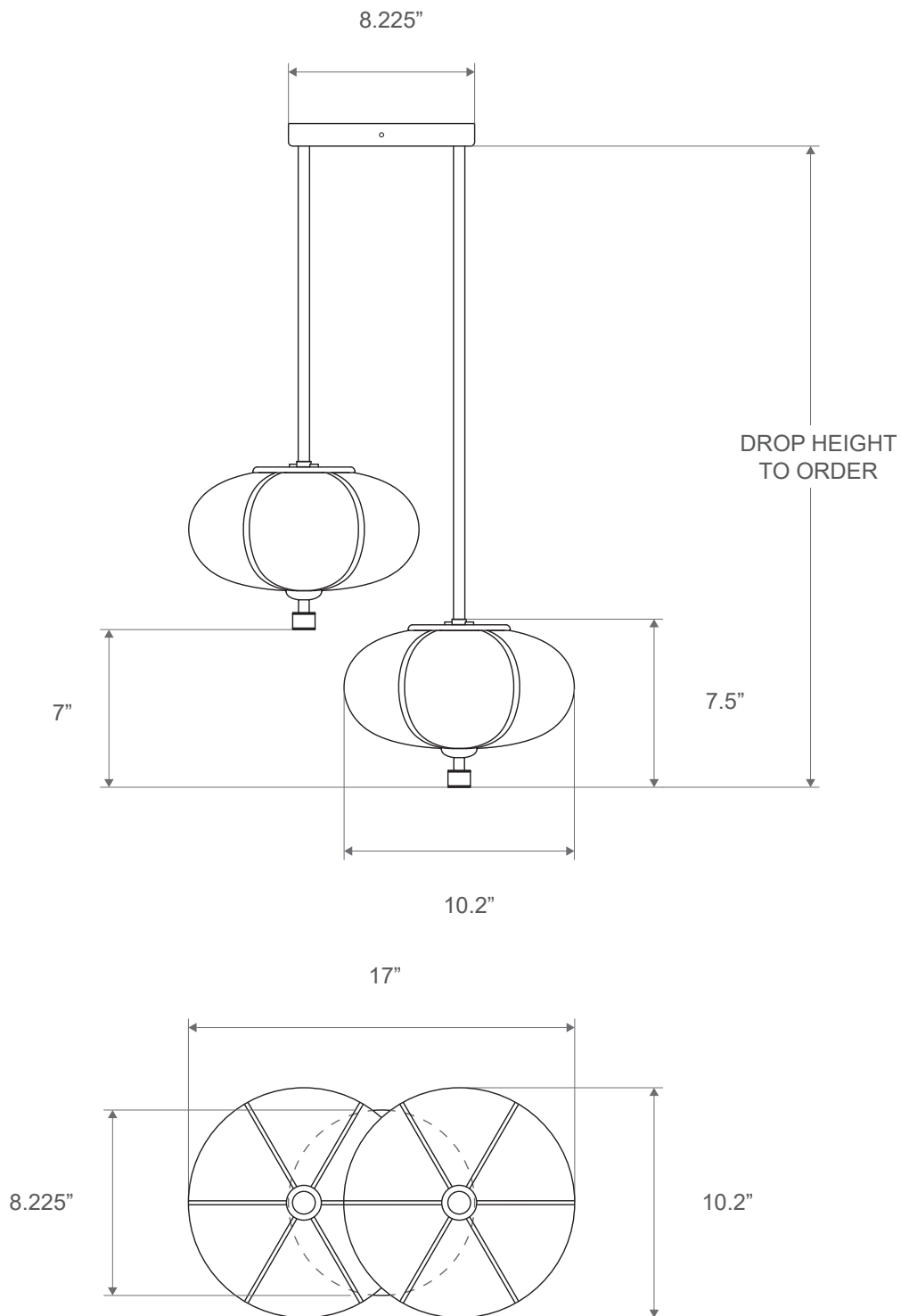


The Rib Pendants are available in three shapes and five sizes, designed to stand alone or in various grouped arrangements. Each glass pendant is blown in Italy and delicately framed by thin brass ribs. A cylindrical brass finial, with optional hand-wrapped leather or suede, elongates the pendant and adds a finishing touch of refinement.

The collection continues Konekt's exploration of opposing characteristics — finding contrast and balance between strength and fragility, soft curves and sharp lines, adornment and moderation.



Rib Pendant - Small Ellipse Double

Overall dimensions

17"L x 10 ¼"W

Pendant dimensions

10 ¼"W x 7 ½"H

Overall drop length

Cut to order. Pricing includes up to 78"H. For longer drop lengths inquire for custom quote

Materials

Glass, brass and optional hand-wrapped leather or suede

Finishes

Satin brass, antique brass, polished brass, oil-rubbed bronze, satin black, satin nickel, antique nickel or polished nickel

Leather color options

Maroon, tan, cream, fumo, mocha, or dark olive

Suede color options

Walnut, beige, or pearl

Lead time

8-12 weeks

Lamping

E12 | 120V | 60W

(2x) 7W dimmable LED bulb included

120V; 700 lumens; 2700k color temperature

UL listed

Rib Pendant - Small Sphere Double

Overall dimensions

14 5/8" L x 8"W

Pendant dimensions

8"W x 10"H

Overall drop length

Cut to order. Pricing includes up to 78"H. For longer drop lengths inquire for custom quote

Materials

Glass, brass and optional hand-wrapped leather or suede

Finishes

Satin brass, antique brass, polished brass, oil-rubbed bronze, satin black, satin nickel, antique nickel or polished nickel

Leather color options

Maroon, tan, cream, fumo, mocha, or dark olive

Suede color options

Walnut, beige, or pearl

Lead time

8-12 weeks

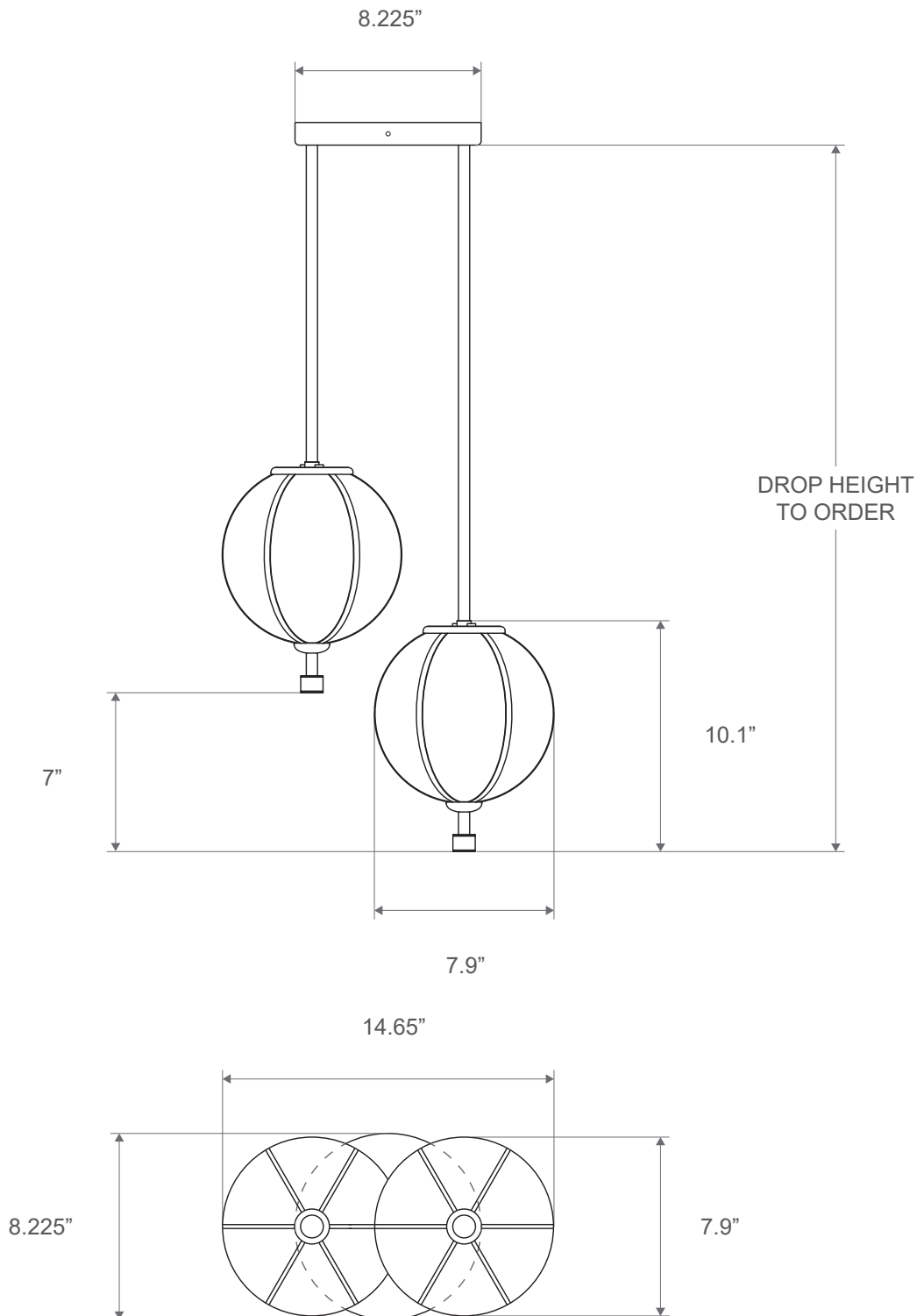
Lamping

E12 | 120V | 60W

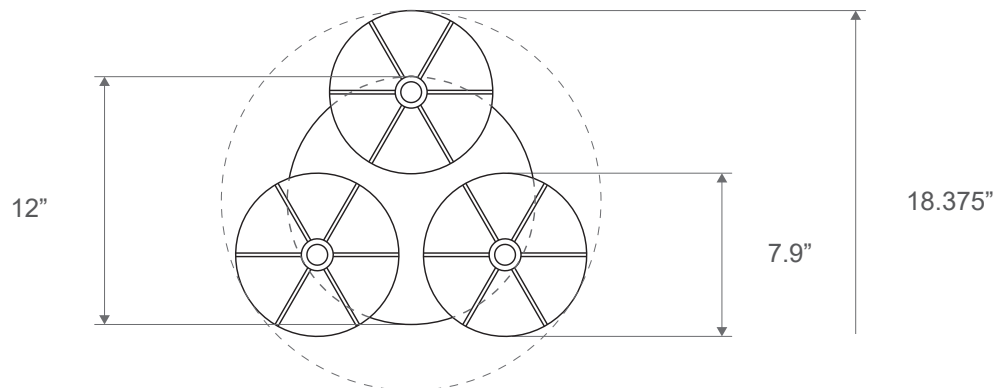
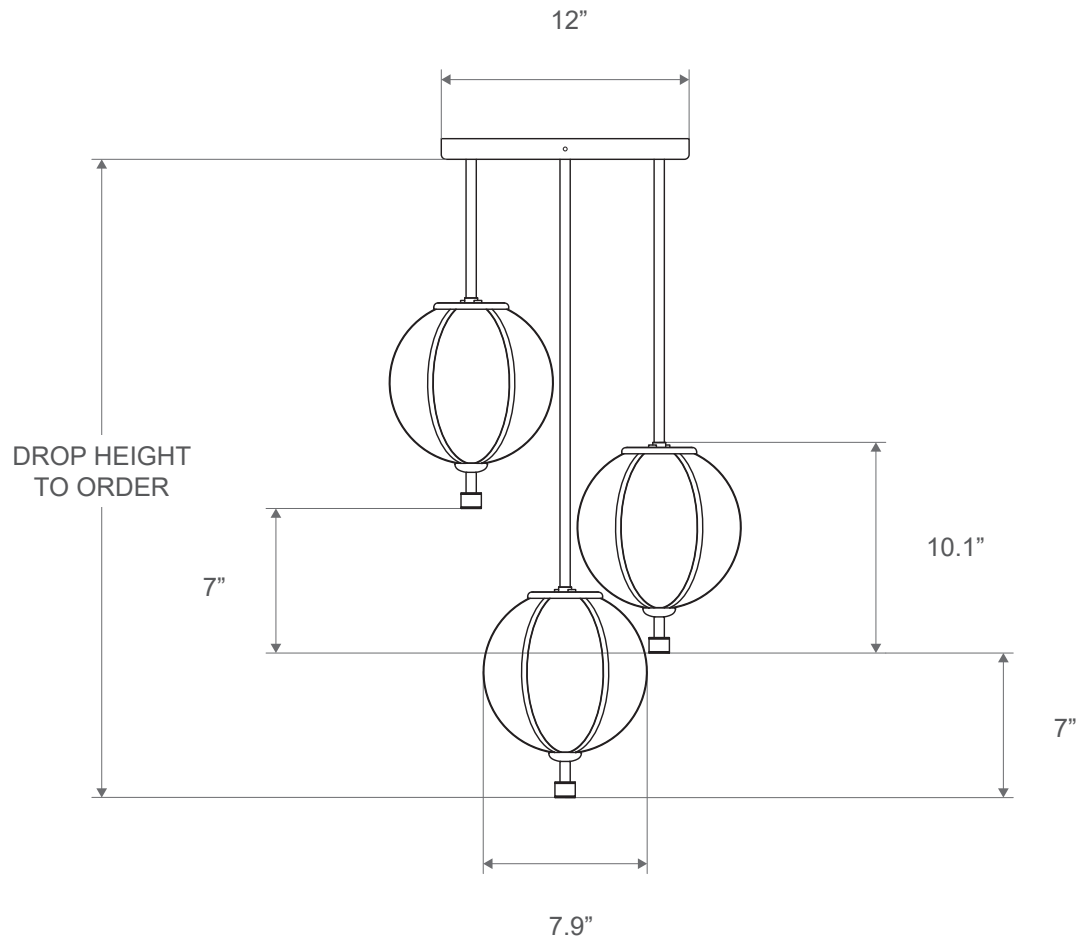
(2x) 7W dimmable LED bulb included

120V; 700 lumens; 2700k color temperature

UL listed



Rib Pendant - Small Sphere 3 Cluster



Overall dimensions

18 3/8"D

Pendant dimensions

8"W x 10"H

Overall drop length

Cut to order. Pricing includes up to 78"H. For longer drop lengths inquire for custom quote

Materials

Glass, brass and optional hand-wrapped leather or suede

Finishes

Satin brass, antique brass, polished brass, oil-rubbed bronze, satin black, satin nickel, antique nickel or polished nickel

Leather color options

Maroon, tan, cream, fumo, mocha, or dark olive

Suede color options

Walnut, beige, or pearl

Lead time

8-12 weeks

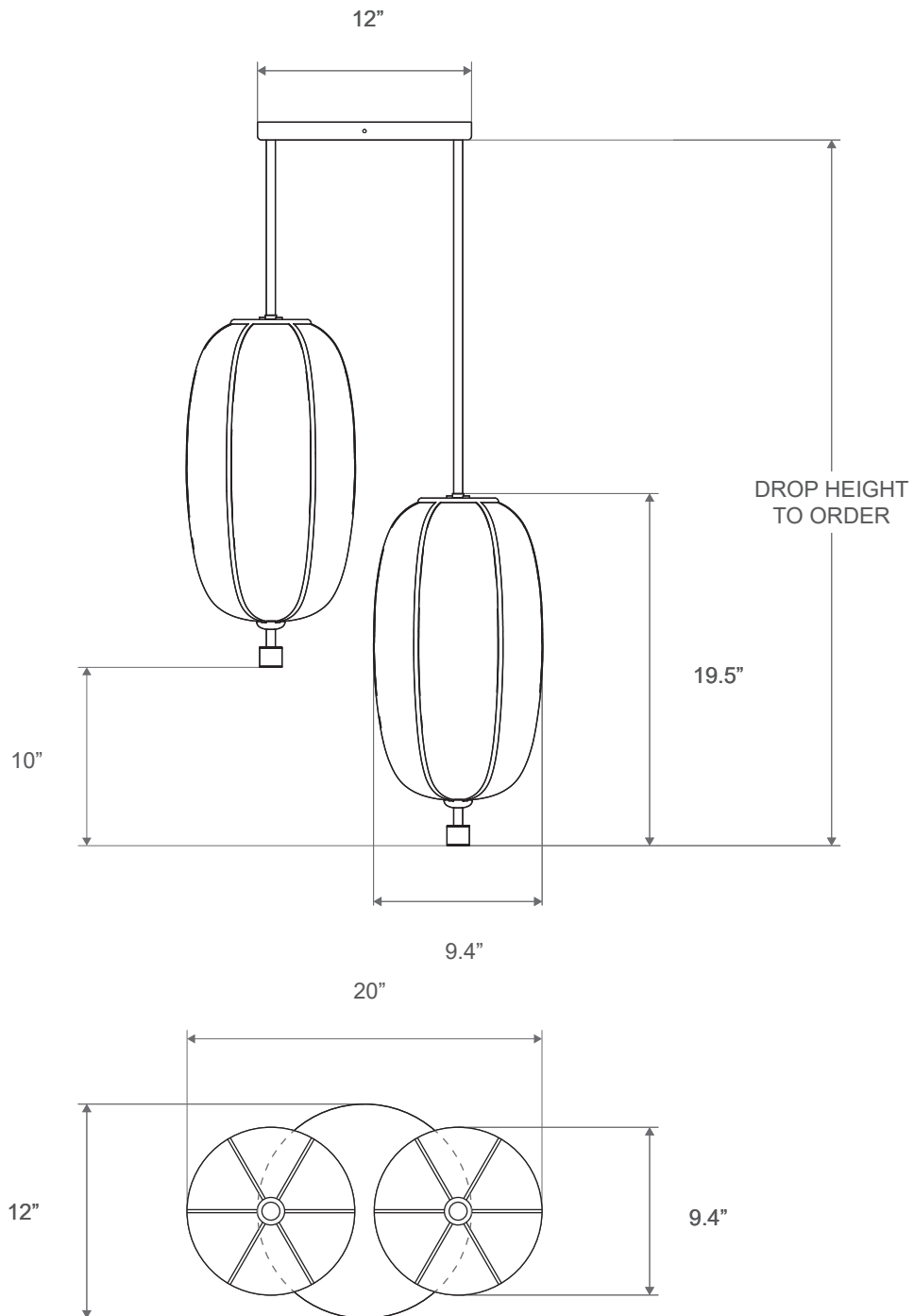
Lamping

E12 | 120V | 60W

(3x) 7W dimmable LED bulb included

120V; 700 lumens; 2700k color temperature

UL listed



Rib Pendant - Capsule Double

Overall dimensions

20"L x 9.5"W

Pendant dimensions

9.5"W x 19.5"H

Overall drop length

Cut to order. Pricing includes up to 78"H. For longer drop lengths inquire for custom quote

Materials

Glass, brass and optional hand-wrapped leather or suede

Finishes

Satin brass, antique brass, polished brass, oil-rubbed bronze, satin black, satin nickel, antique nickel or polished nickel

Leather color options

Maroon, tan, cream, fumo, mocha, or dark olive

Suede color options

Walnut, beige, or pearl

Lead time

8-12 weeks

Lamping

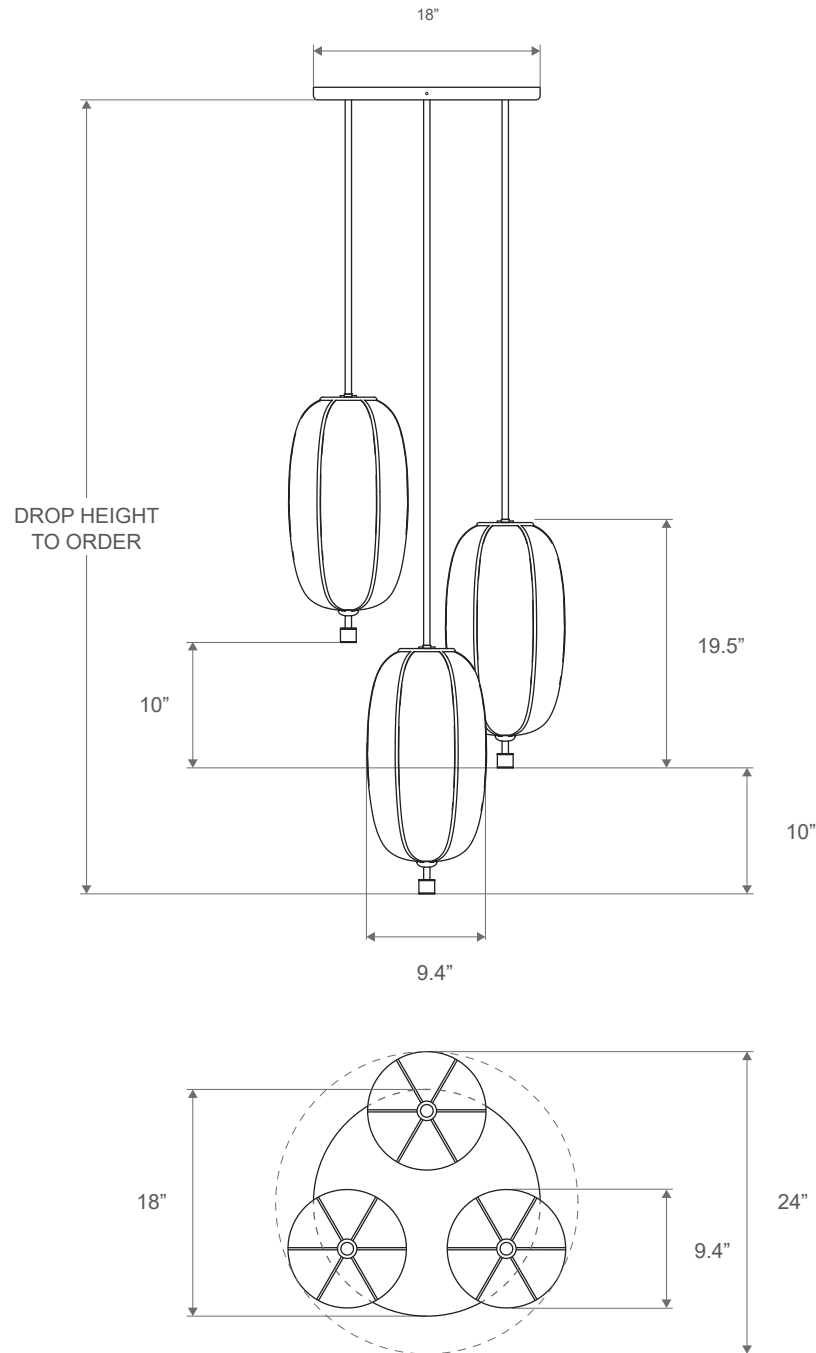
E26 | 120V | 60W

(2x) 9W dimmable LED bulb included

120V; 950 lumens; 2700k color temperature

UL listed

Rib Pendant - Capsule 3 Cluster



Overall dimensions

24"D

Pendant dimensions

9.5"W x 19.5"H

Overall drop length

Cut to order. Pricing includes up to 78"H. For longer drop lengths inquire for custom quote

Materials

Glass, brass and optional hand-wrapped leather or suede

Finishes

Satin brass, antique brass, polished brass, oil-rubbed bronze, satin black, satin nickel, antique nickel or polished nickel

Leather color options

Maroon, tan, cream, fumo, mocha, or dark olive

Suede color options

Walnut, beige, or pearl

Lead time

8-12 weeks


Lamping

E26 | 120V | 60W

(3x) 9W dimmable LED bulb included

120V; 950 lumens; 2700k color temperature

UL listed



Polished Brass




Satin Brass



Antique Brass



Oil-Rubbed Bronze




Satin Black



Satin Nickel



Antique Nickel



Polished Nickel



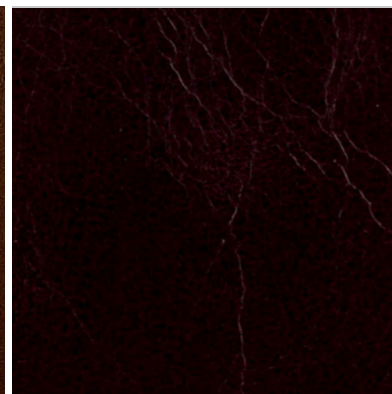
Beige Suede



Pearl Suede



Walnut Suede




Maroon Leather (distressed)




Mocha Leather




Dark Olive Leather



Fumo Leather



Tan Leather



Cream Leather